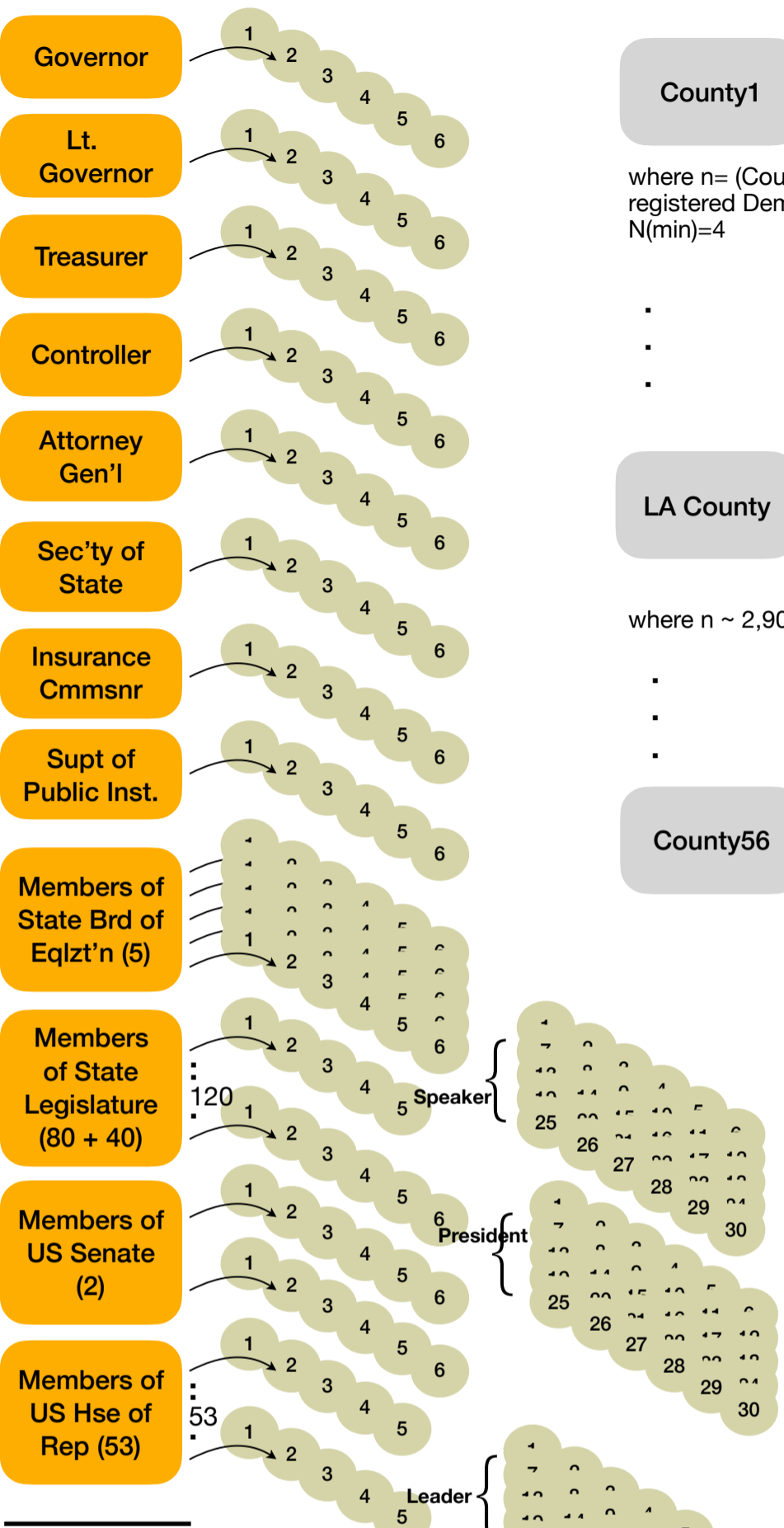


PLEOs (Party Leaders and Elected public Office members)

County DCCs (County Dem Central Committee members)

ADEMs (Assembly District Elected members)



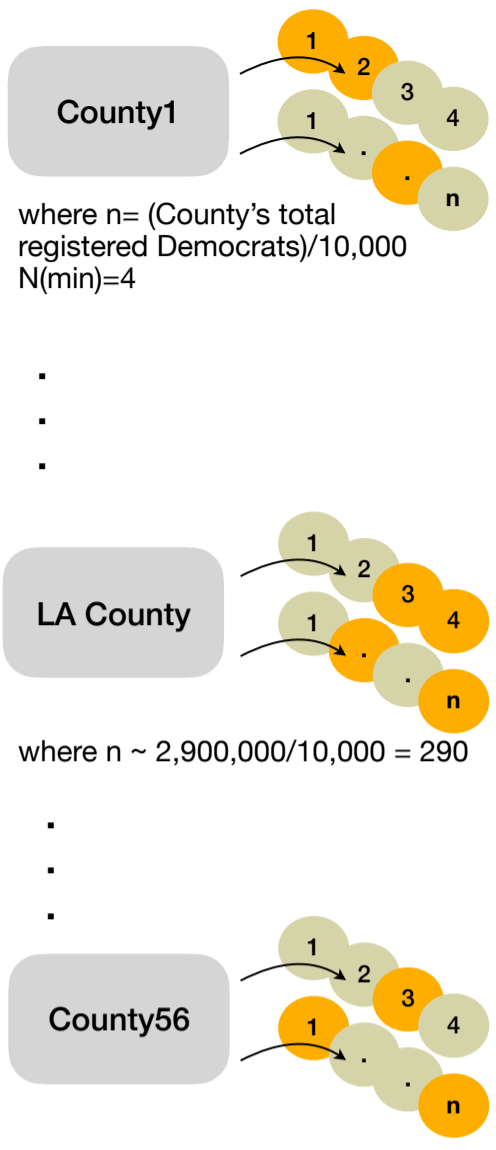
188 + elected public office members

995 = 1183 + appointees

CDP Officers (5)

120 = 1303

TOTAL *max* {public office holders + state-wide party officers + appointees}. Total is lower for offices held by non-Dems, whose highest vote-getting Dem names two appointees.

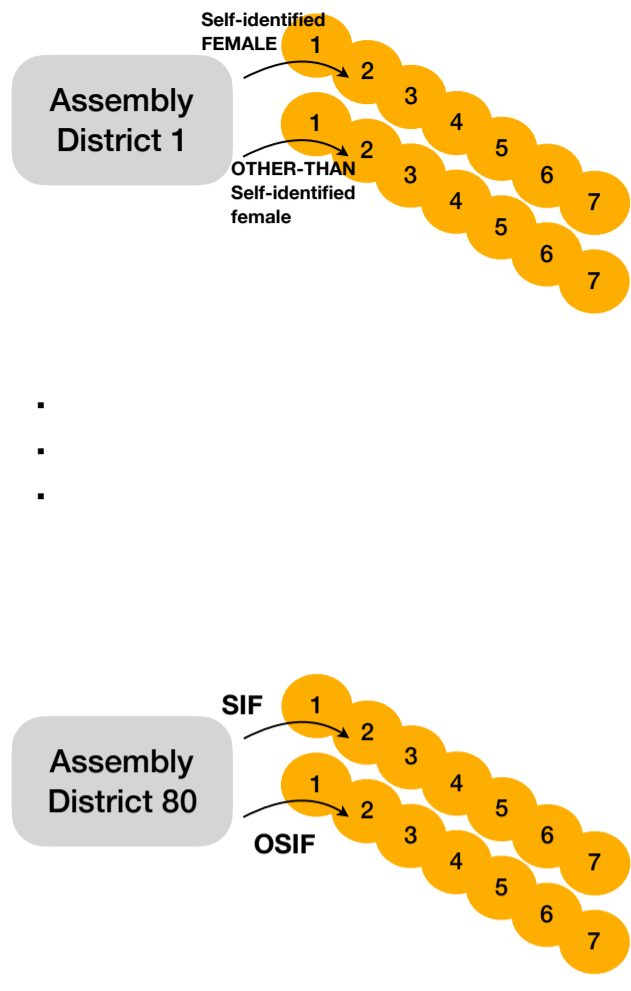


where $n = (\text{County's total registered Democrats}) / 10,000$
 $N(\text{min}) = 4$

where $n \sim 2,900,000 / 10,000 = 290$

~3500 delegates comprise the **CDP**, California's Democratic Party, elected and appointed from these three constituencies.

- Directly elected party member
- Appointed party member
- Geographic political entity



1120 TOTAL elected ADEM delegates, from 80 Assembly Districts

Current relative DSCC composition, 2021-23, (3549 total):

1111 Public office holders, directly elected and appointed (31.3%)	1227 DCC-based delegates, directly elected and appointed (34.6%)	1119 directly elected ADEM delegates (31.5%)
92 superdelegates: eg, DNC members, Party officers, CYDCCD (2.6%)		